

# Schémas d'ouverture DA-Skyline

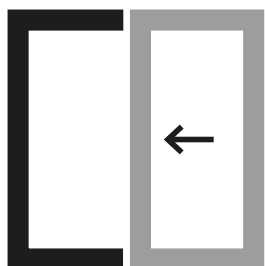


Schéma A

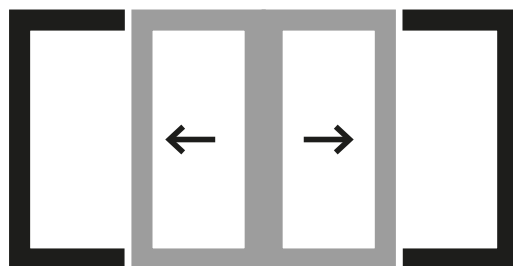


Schéma C

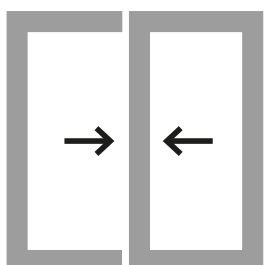


Schéma D



Schéma K

 ouvrant mobile de la construction

 éléments fix de la construction