

Schémas d'ouverture DA-SkyLine et DA-SkyLine TYPE-R

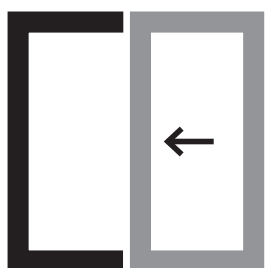


Schéma A

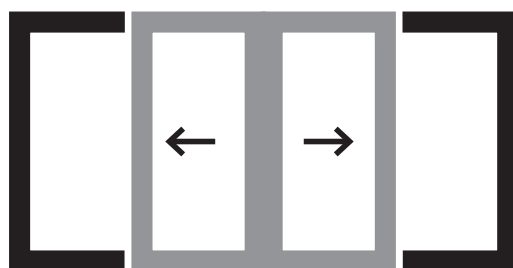


Schéma C

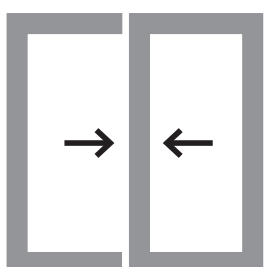


Schéma D *



Schéma K

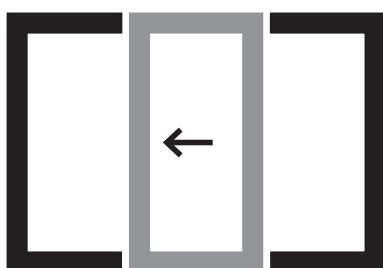


Schéma G **

 ouvrant mobile de la construction

 éléments fix de la construction

* - disponible uniquement en DA-SkyLine

** - disponible uniquement en DA-SkyLine TYPE-R