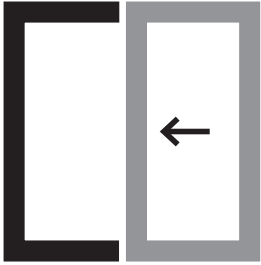
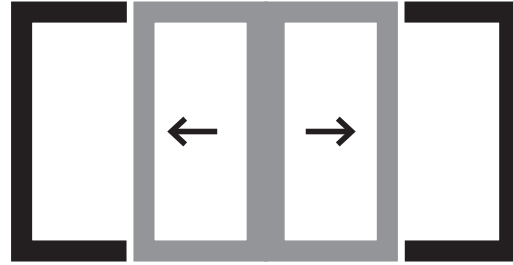


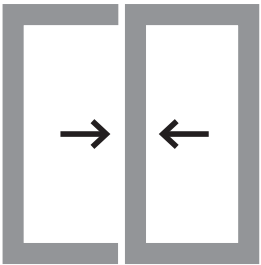
# DA-SkyLine och DA-SkyLine TYPE-R öppningsmönster



Schema A



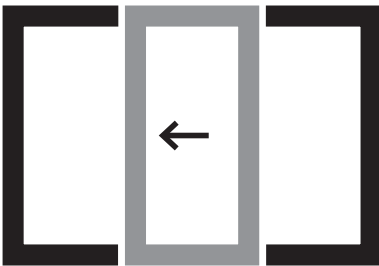
Schema C



Schema D \*



Schema K



Schema G \*\*

 rörlig båge i strukturen

 element av permanent glasning av strukturen

\* - finns endast i DA-SkyLine

\*\* - finns endast i DA-SkyLine TYPE-R