

PVC · WOOD · ALUMINIUM
WINDOWS · ROLLER SHUTTERS · DOORS · GARAGE DOORS



**DISCOVER
DAKO
ALUMINIUM
JOINERY**

WINDOWS

DA-77

Using aluminium profiles in production allows us to design glazing with spectacular dimensions, a modern look and very good thermal insulation parameters.

Technical information:

- Installation depth: frame 77 mm, sash 86 mm
- Glazing package: 4/18/4/18/4
- Thermal break
- $U_w=0,89 \text{ W/m}^2\text{K}^*$

* for a construction with dimensions of 1230x1480 mm with double glazing with warm spacer and glazing $U_g=0.5 \text{ W/(m}^2\text{K)}$



Find
out more



DA-77C

Outwards opening version

Technical information:

- Installation depth: frame 77 mm, sash 86 mm
- Glazing package: 4/18/4/18/4
- Thermal breaks
- Scissor fittings (concealed) or traditional turn fittings (visible)
- $U_w=0,9 \text{ W/m}^2\text{K}^*$


* reference window 1230 x 1480, basic glazing for series



Find
out more



Colours:



RAL 9016 White



Silver - RAL 9006



RAL 8019



RAL palette color



DA-65

A series of ergonomic, elegant windows designed for modern single-family homes, larger developments and public buildings

Technical information:

- Installation depth: frame: 65 mm, sash: 74 mm
- Glazing package: 4/18/4/18/4
- Thermal break
- $U_w=1,3 \text{ W/m}^2\text{K}^*$

* reference window 1230 x 1480, basic glazing for series



Find
out more



DA-FerroLine

Innovative, slim profile-based construction with an appearance that imitates steel joinery. The system, thanks to the use of renovation profiles, allows the use in renovated buildings without the need to dismantle the old window frames

Technical information:

- Installation depth: frame 77-110 mm, sash 86-93,5 mm
- Glazing package: 4/18/4/18/4
- Thermal breaks
- $U_w=1,0 \text{ W/m}^2\text{K}^*$

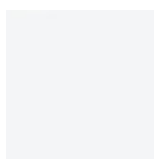
* reference window 1230 x 1480, basic glazing for series



Find
out more



Colours:



RAL 9016 White



Silver - RAL 9006



RAL 8019



RAL palette color



DA-77 | Aluminium Profiled Doors

Safe and energy-efficient solution dedicated to modern public facilities, commercial buildings and investments. An economical option, guaranteeing optimum quality at an affordable price.

Technical information:

- Installation depth: sash: 77 mm, frame: 77 mm
- Triple glazing package 33,1/18/4/18/33,1
- 31 mm thermal breaks made of fibre glass reinforced polyamide
- Max. dimensions: width: 1400 mm, height: 3000 mm
- $U_w=1,1 \text{ W/m}^2\text{K}$

* for a structure with dimensions of 1230x2180 mm with double glazing, warm spacer and glazing $U_g=0.5 \text{ W/(m}^2\text{K)}$



Find
out more



The most popular models of aluminium profiled doors:



TOM



LOLA



NINO



GINO



ARI



LEA



LENA



BEN



AXEL



JULES

DA-77FD HD

A convenient solution for a full-light passage of open doors onto the patio

Technical information:

- Installation depth: sash: 77mm, frame: 86 mm
- Folding system
- Glazing package: 33.1/18/4/18/33.1 TGI
- Max. dimensions: width: 1200 mm, height: 3000 mm
- $U_w=1,2 \text{ W/m}^2\text{K}^*$

* for construction 4100 x 2100 mm



Find
out more



DA-51 HST

Panoramic lift-and-slide patio doors are characterised by maximum thermal insulation, light and ergonomic sash operation and a modern design to match any facade.

Technical information:

- Installation depth:
 - sash: 51 mm
 - two-track frame - 118 mm
 - two-track with threshold to sink option - 125 mm
 - three-track: 184 mm
 - three-track with threshold to sink option - 192 mm
 - monorail: 142 mm
- System: lift-and-slide
- Glazing package: 4ESG/12Ar/4ESG/12Ar/4ESG warm spacer TGI
- Max. dimensions: width: 2000 mm, height: 2600 mm
- $U_w=1,4 \text{ W/m}^2\text{K}$

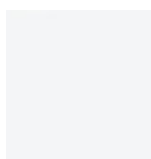
* for doors with sash size: 2070 x 3440 mm, with 3-glass filling with U_g value of $0,5 \text{ W/(m}^2\text{K)}$ and warm spacer



Find
out more



Colours:



RAL 9016 White



Silver - RAL 9006



RAL 8019



RAL palette color

+ Wood-like varnishes
+ Structural colours



PATIO DOORS

DA-77 HST

The innovative HST lift-and-slide opening system for patio doors allows extremely light and intuitive sash operation, regardless of the size of the structure. Thanks to the threshold flush with the floor, the transition from the interior of the building to the patio or garden is maximally comfortable.

Technical information:

- Installation depth: sash 77 mm, frame 174 mm
- System: lift and slide
- Glazing package: 4 x 18 x 4 x 18 x 4
- Max. dimensions: width: 6500 mm, height: 3000 mm
- Threshold flush with the floor
- $U_w=1,1 \text{ W/m}^2\text{K}^*$

* heat transfer coefficient for a reference structure 2460 mm x 2180 mm



Find out more




DA-SkyLine

With a concealed frame design, our modern DA-SkyLine sliding patio doors provide panoramic views and maximum light access to the home. The use of aluminium frames allows for an impressive size and huge glazing area.

Technical information:

- Installation depth: sash: 71 mm, frame: 190mm (2-tracks) and 292 mm (3-tracks)
- System: sliding
- Glazing package: 6ESG x 16 x 6ESG x 16 x 6ESG
- Max. dimensions: width: 1200 mm, height: 4000 mm
- Width of visible sash joint: 25 mm
- U_w from $0,85 \text{ W/(m}^2\text{K)}^*$


* for doors with sash size: 2070 x 3440 mm, with 3-glass filling with U_g value of $0.5 \text{ W/(m}^2\text{K)}$ and warm spacer



Find out more



Colours:



RAL 9016 White



Silver - RAL 9006



RAL 8019



RAL palette color



FRONT DOORS

DA-77N | Aluminium Insert Panel Doors

The premium choice among the entrance doors in our range. The plain surface on the outside and inside makes this door characterised by a modern design in line with current trends. The use of high-quality materials guarantees high thermal insulation and optimal security.

Technical information:

- Installation depth: 77 mm
- Panel filling: polyurethane foam
- Threshold: aluminium with 20 mm thermal break
- Additional anti-burglary protection
- Ud: from 0,8 W/m²K*

* for reference construction 1300 mm x 2350 mm

Find
out more



The most popular models of aluminium profiled doors:



NOEL



SOTERA



TALA



TAIDA



NICETA



ELIGIA



NILA



ALBA



EUNIKA



ARGEA

DA-100 GFT | Profiled Swing Doors

Robust, secure and ergonomic aluminium doors recommended for commercial or public buildings, such as shops, offices or restaurants.

Technical information:

- Installation depth: 67 mm (lock profile), 69 mm (horizontal profiles), 100 mm (hinges profile)
- Glazing package: ESG4/18/ESG4/18/ESG4
- 34 mm thermal breaks made of fibre glass reinforced polyamide
- Additional anti-burglary protection
- Max. dimensions: width: 2500 mm, height: 2500 mm
- Uw from 1,1 W/(m²K)*


* Heat transfer coefficient for reference door DA-100 GFT of 1230×2180 mm with 2-chamber glazing Ug 0.5 W/(m²K) and warm spacer



Find
out more



Popular colours



RAL 9016 White



Silver - RAL 9006



RAL 7016
Anthracite grey



RAL 7012



RAL 9005 Black



RAL 9010




RAL 3011



RAL 5011



Light oak 3118076




Brown 887505



Mountain pine
3069041




Creamy white
137905



Silver grey
715505




Dark grey silk
4367003



Dark grey ALUX
DB 703




Desert oak
0057004



Monument oak
0057006



Woodec oak
F4703001



Anthracite grey ulti
- matt 02.20.71.000001
- 504700

Optional colour
- RAL palette



RAL palette color

DAKO manufacturer of PVC, wood, aluminium and mixed joinery



**FAMILY
BUSINESS**



**SINCE
1994**



33 800 M²

Office phone: +48 661 61 64 20, +48 695-460-489

e-mail: jolanta.nowak@dako.eu, kinga.ploskonka@dako.eu



DAKO.EU