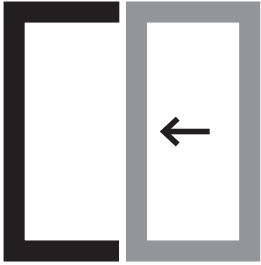
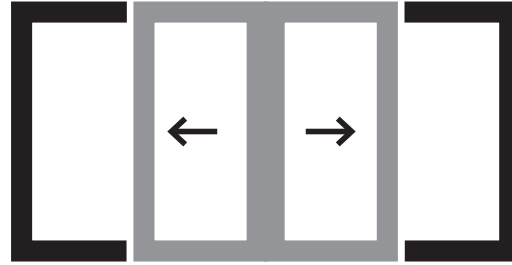


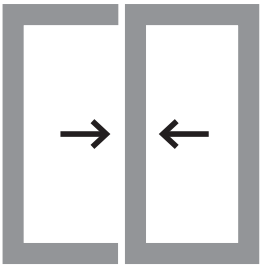
Basic schemes for opening sliding doors: **DA-SkyLine** and **DA-SkyLine TYPE-R**



Scheme A



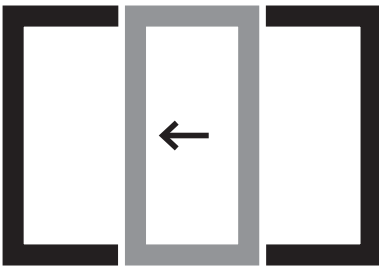
Scheme C



Scheme D *



Scheme K



Scheme G **

 movable sash of the structure

 elements of fixed parts (frames or sashes)

* - available only in DA-SkyLine

** - available only in DA-SkyLine TYPE-R